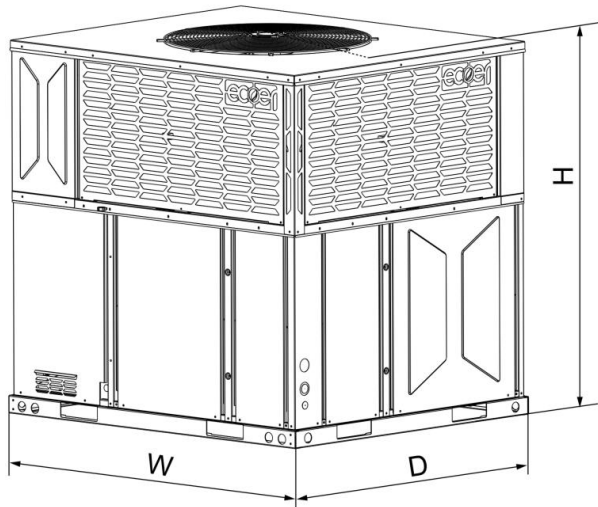




TAG:

SUBMITTAL

5 Ton Fully Modulating Inverter Drive System



RTi Series

Product Specifications

MODEL	ERDA19H-60AAA
Voltage-Phase-Hz	208/230-1-60
Minimum Circuit Ampacity	38.5
Max. Over-current Protection	50
COMPRESSOR	Variable rotary
RLA	24.0
LRA	58.1
Drive Method	Inverter
Noise-cancelling Jacket	Factory installed
Crankcase Heater	Internal heating
OUTDOOR FAN	Propeller
Condenser Fan Motor Type	Brushless DC Motor
Horse Power (HP)	1/3
FLA	2.5
Motor Speed RPM	1050
CFM @ 0 in. W.G	3700
OUTDOOR COIL TYPE	Copper tube with hydrophilic aluminum fins
Coil Number	2
Rows	3
Tube Outside Diameter (in.)	9/32
INDOOR FAN TYPE	Centrifugal
Blower Diameter-Width (in.)	11 X 11
Fan Motor Type	ECM
Horse Power (HP)	3/4
FLA	6
Motor Speed RPM	1050
CFM @ 0.5 in. W.G	1700
INDOOR COIL TYPE	Copper Tube With Hydrophilic Aluminum Fins
Coil Number	1
Rows	4
Tube Outside Diameter (in.)	9/32
Drain Connection Size (in.)	3/4 NPT
Roof Curb Size (in.)	42-3/16 X 46-1/16

Model	Dimensions (in.)		
	H	W	D
60	50-19/32	51-19/32	44-7/8

Product Specifications (Continued)

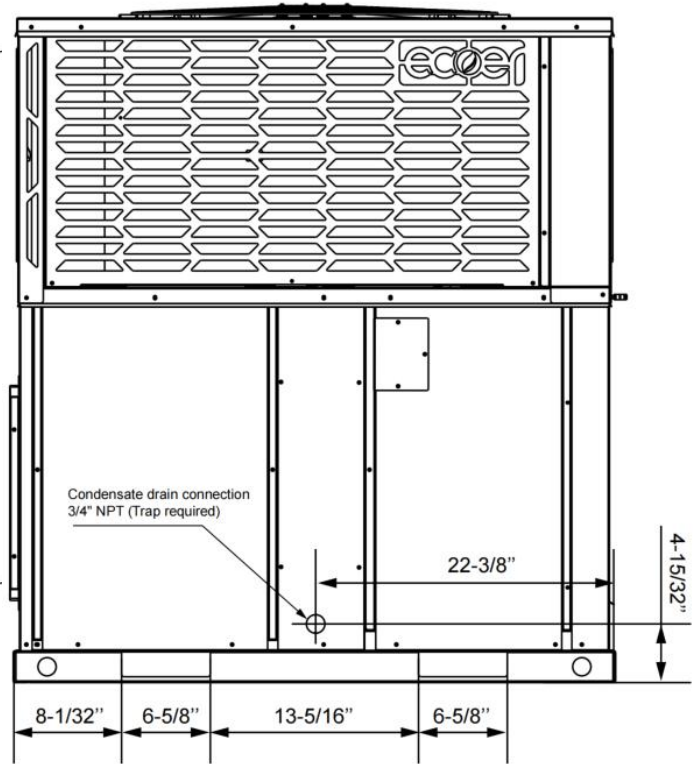
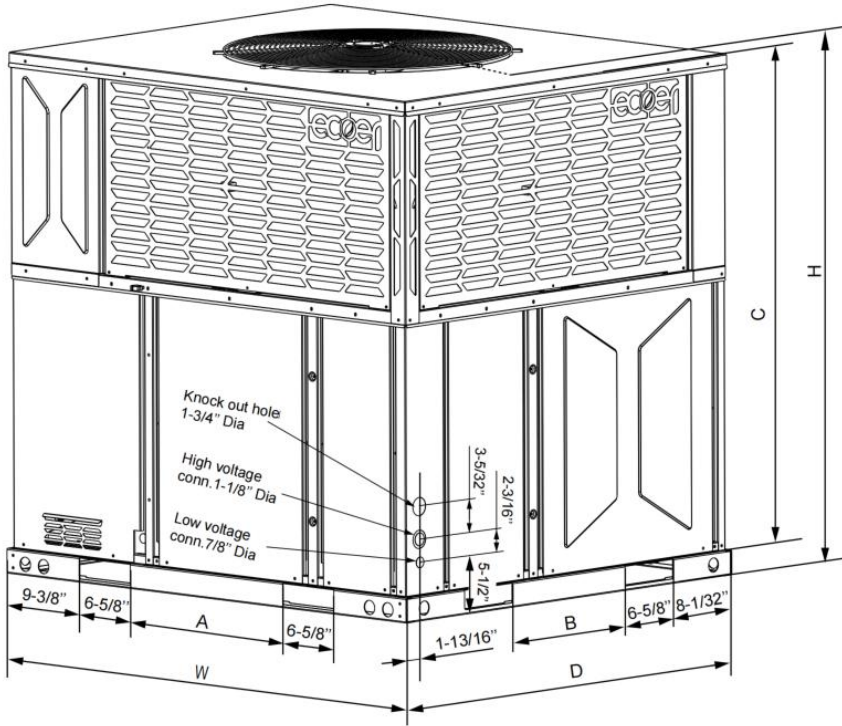
FAN SPEED	Sound pressure level (dB)
Max.	75
Rating	74
Min.	65
Expansion Device	EEV
Refrigerant	R-410A
Factory Supplied Refrigerant Charge	11 lbs 4 oz
Dimensions (W X H X D)	51-19/32 × 50-19/32 × 44-7/8
Packing Dimensions (W X H X D)	52-3/8 × 51-19/32 × 45-11/16
Net Weight (lbs)	606
Shipping Weight (lbs)	639

Model	Motor Speed		SCFM / Watts								
			External Static Pressure-Inches W.C.[KPa]								
			0	0.1	0.2	0.3	0.4	0.5	0.6	0.7	0.8
		[0]	[.02]	[.05]	[.07]	[.10]	[.12]	[.15]	[.17]	[.20]	
60AAA	Tap (5)	SCFM	2075	2014	1970	1925	1884	1841	1784	1723	1673
		Watts	581	585	592	604	615	618	621	623	625
	Tap (4)- factory- High	SCFM	1874	1832	1792	1748	1705	1660	1617	1570	1516
		Watts	432	440	453	459	471	478	493	508	514
	Tap (3)	SCFM	1694	1618	1571	1515	1474	1423	1373	1318	1255
		Watts	311	321	332	338	349	354	368	381	391
	Tap (2) - factory-Low	SCFM	1424	1372	1317	1262	1206	1147	1066	983	916
		Watts	194	199	223	232	236	240	251	263	277
	Tap (1)	SCFM	1186	1125	1062	1002	921	826	755	687	620
		Watts	118	123	133	141	150	159	168	174	180

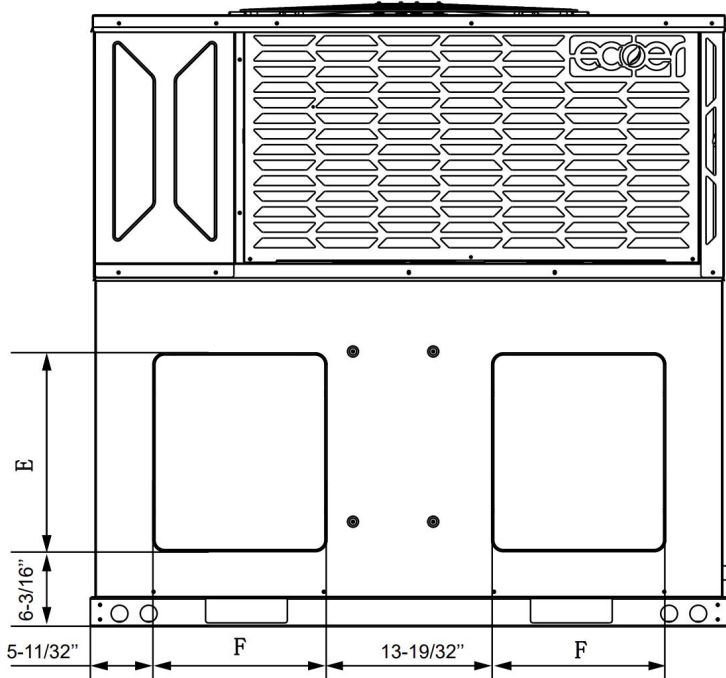
* Shaded boxes represent airflow outside the required 300-450 CFM/ton when full loaded(Y2).

* The motor speed in the factory corresponds to Y2/Y1 signal of the thermostat.

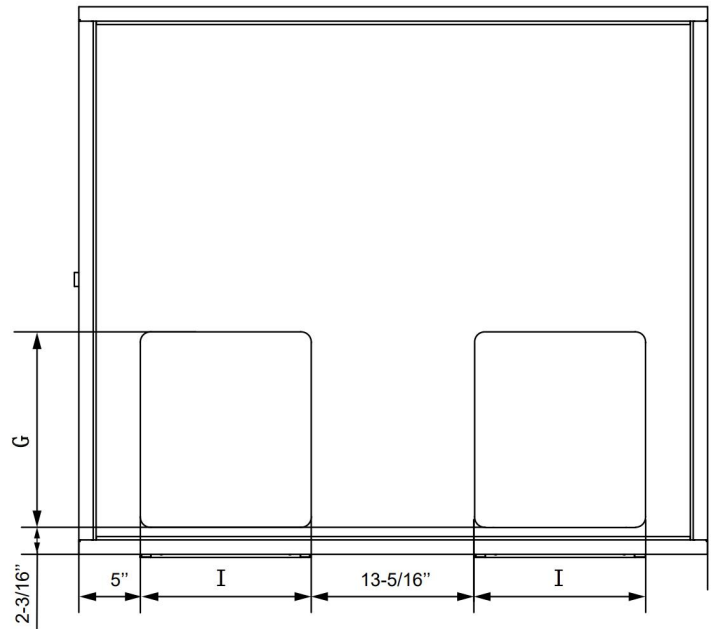
Heater Kit Model	Electric Heater (kW)	MIN. Circuit Ampacity		MAX. Fuse or Breaker (HACR) Ampacity		Fan Speed				
		240	208	240	208	1	2	3	4	5
EHK-05J	5	27	23	30	25	×	×	●	●	●
EHK-08J	7.5	40	34	40	35	×	×	●	●	●
EHK-10J	10	53	46	60	50	×	×	●	●	●
EHK-15J	10+5	53+27	46+23	60+30	50+25	×	×	●	●	●
EHK-20J	10+10	53+53	46+46	60+60	50+50	×	×	×	●	●



Left side view



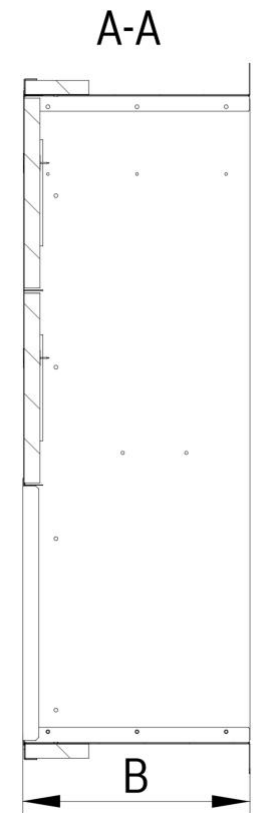
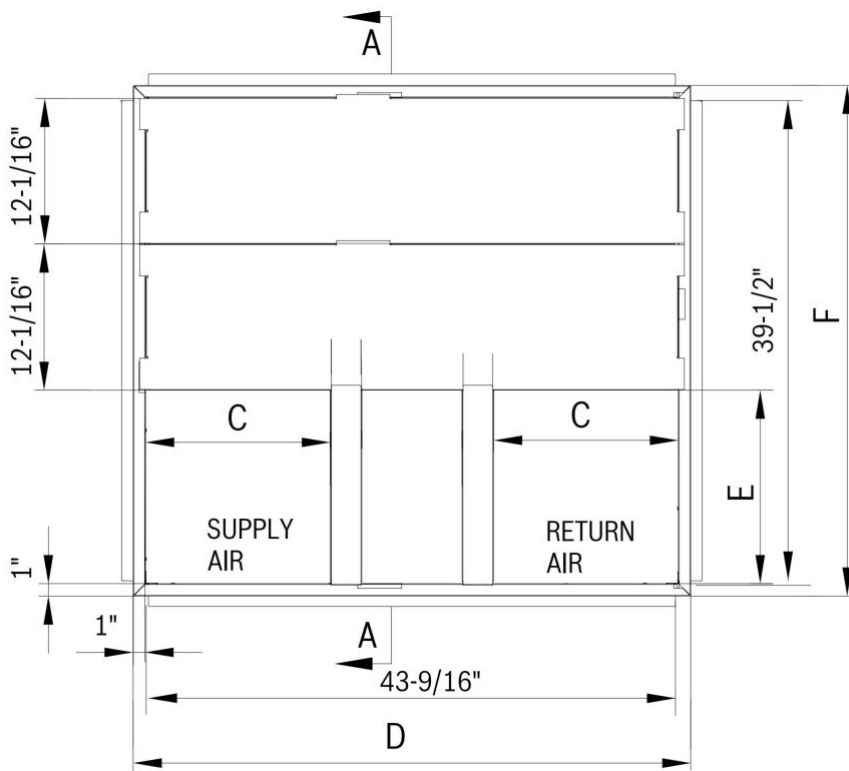
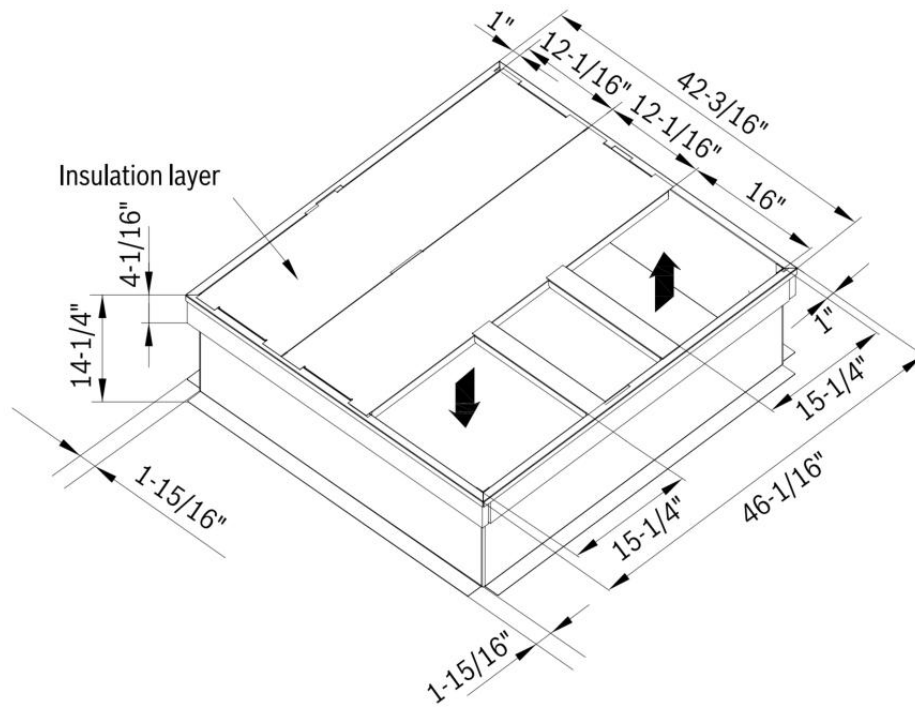
Back view



Bottom view

Model	Dimensions (In.)									
	H	W	D	A	B	C	E	F	G	I
60AAA	50-19/32	51-19/32	44-7/8	19-11/16	15-1/2	47-11/64	15-27/32	13-13/16	16-3/32	14-3/32

Ecoer recommended 5T roof curb dimensions are shown below:



Curb	Dimensions (In.)				
	B	C	D	E	F
5T	14-1/4	15-1/4	46-1/16	16	42-3/16

NOTES:

1. Roof curb must be set up for unit being installed.
2. Seal strip must be applied, as required, to unit being installed.
4. Attach ductwork to curb (flanges of duct rest on curb).
5. Recommended insulated panels: 1 in. (25.4 mm) thick fiberglass 1 lb. density.

Mechanical Specifications

Communication Method

Compatible with most 24Vac thermostats.

General

This unit is designed to operate at outdoor ambient temperatures as high as 125°F (and as low as 20°F) in cooling mode, and as low as -22°F in heating mode. Cooling/Heating capacities are matched with AHRI certified. Additionally, this unit has received ETL certification, further attesting to its quality and safety standards.

Casing

Unit casing is constructed of heavy gauge, Galvanized steel and painted with a weather resistant powder paint on all grilles, panels.

Rotary Compressor

Flexible capacity output from 25%-110%.

Compressor is equipped with Noise-cancelling Jacket.

Condenser Coil

The outdoor coil provides low airflow resistance and efficient heat transfer.

The coil is protected on all four sides by grille panels.

Installation

2-way design allows for horizontal and downflow installations. Field installed heater kits 5, 7.5, 10, 15, 20kW.

