





SUBMITTAL DATA SHEET

Ceiling&Floor Heat Pump System	
Location: _____ Engineer: _____ Submitted to: _____ Submitted by: _____ Reference: _____	Approval: _____ Date: _____ Construction: _____ Unit #: _____ Drawing #: _____

Set Code	22022710003836
Indoor unit code	22022711002236
Outdoor unit code	22023016003371
Set Model	
Indoor unit model	MIU-A60LF-2
Outdoor unit model	MOU-A55LH-2
Certified	
AHRI	
CSA	



SYSTEM PERFORMANCE DATA

Power supply		
Normal Operational Voltage	(V, Ph, Hz)	208/230V, 1Ph, 60Hz
Voltage Range	(V)	187-253
Electrical		
Minimum circuit ampacity(Outdoor)	(A)	47.0
Max.fuse(Outdoor)	(A)	60.0
Connection wiring		14AWG*2 Stranded, shielded
Cooling		
Capacity	(Btu/h)	55000(20000-55000)
Power Input	(W)	6100(2000-6100)
Current	(A)	27(9-27)
SEER2	(Btu/W)	17.3
EER2	(Btu/W)	9.0
Heating		
Capacity	(Btu/h)	60000(10200-62000)
Power Input	(W)	5900(630-6000)
Current	(A)	26(3-26.5)
HSPF2-4	(Btu/W)	10.2
HSPF2-5	(Btu/W)	8.4
COP	W/W	2.98
Heat at 17F(H32)	(Btu/h)	40000
Heat at 5F(H42)	(Btu/h)	56500
COP at 5F(H42)	W/W	1.97

REFRIGERANT PIPE DATA

Throttle type	Indoor unit	N/A
	Outdoor unit	EXV+Throttle valve
Design pressure	(PSIG)	550/340
Refrigerant Type		R410A
Refrigerant charge	oz	169.32
Refrigerant precharge	(ft)	25.0
	(m)	7.5
Additional charge for each ft	(oz/ft)	0.32
Additional charge for each m	(g/m)	30.0
Liquid side/ Gas side(indoor)	(inch)	3/8"/3/4"
	(mm)	9.52/19
Liquid side/ Gas side(outdoor)	(inch)	3/8"/7/8"
	(mm)	9.52/22
Max. pipe length	(ft)	213.3
	(m)	65.0
Max. difference in level	(ft)	98.4
	(m)	30.0
Connection method		Flared
Indoor(cooling)	(Deg. °F)	62~90
	(Deg. °C)	17~32
Indoor(heating)	(Deg. °F)	32~86
	(Deg. °C)	0~30
Outdoor(cooling)	(Deg. °F)	5~122
	(Deg. °C)	-15~50
Outdoor(heating)	(Deg. °F)	-22~75
	(Deg. °C)	-30~24

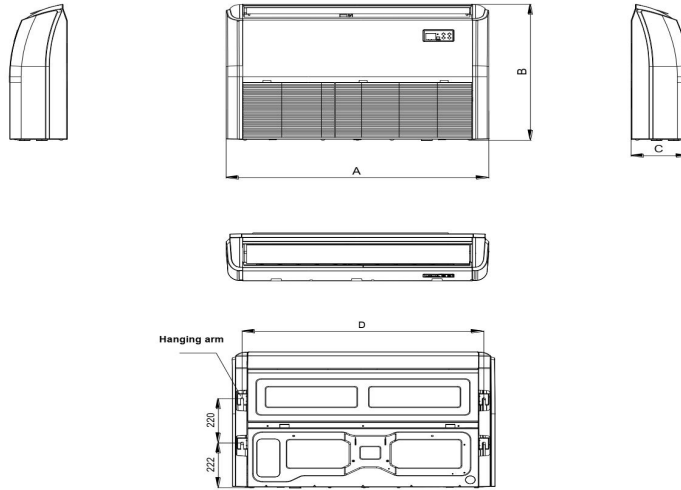
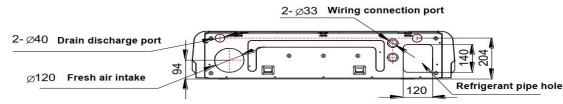
INDOOR UNIT DATA

Indoor fan motor		
Model		ZKFN-160-8-1-2
Qty		1
Input	(W)	/
Output	(W)	160.0
RLA	(A)	2.40
Speed(Hi/Mi/Lo)	(r/min)	1350/1050/850
Air flow & Noise level		
Indoor air flow (Hi/Med/Lo) (No duct)	(CFM)	//1384.12/1028.82/795.29
Indoor noise level (Hi/Med/Lo)	[dB(A)]	54/47/44
Dehumidification	(L/H)	7.57/7.67
Indoor unit		
Dimension (WxDxH)	(inch)	64.96x26.57x9.25
	(mm)	1650x675x235
Packing(WxDxH)	(inch)	67.91x29.72x12.52
	(mm)	1725x755x318
Net/Gross weight	(lbs.)	96.56/111.99
	(kg)	43.8/50.8

OUTDOOR UNIT DATA

Compressor		
Type		ROTARY
Model		EAPQ440D1UMUA
Brand		GMCC
Capacity	(Btu/h)	46335
Input	(W)	3770
Rated current (RLA)	(A)	33.5
Refrigerant oil/oil charge	(ml)	POE.VG75/1300
Outdoor fan motor		
Model		ZKFN-85-8-22-5
Qty		2
Input	(W)	126.00
Output	(W)	85.00
RLA	(A)	1.50
Speed	(r/min)	850/700
Air flow & Noise level		
Outdoor air flow (Max.)	(CFM)	4235.3
Outdoor noise level	[dB(A)]	61.0
Outdoor unit		
Dimension (WxDxH)	(inch)	37.48x16.34x52.48
	(mm)	952x415x1333
Packing (WxDxH)	(inch)	43.11x19.49x58.27
	(mm)	1095x495x1480
Net/ Gross weight	(lbs.)	240.74/271.61
	(kg)	109.2/123.2
Accessories		
Adaptor (7/8" to 3/4")	Qty	1

Indoor unit dimension



Capacity (Btu/h)	Unit	A	B	C	D
18K / 24K	mm	1068	675	235	983
	inch	42.05	26.57	9.25	38.70
36K	mm	1285	675	235	1200
	inch	50.59	26.57	9.25	47.24
48K/60K	mm	1650	675	235	1565
	inch	64.96	26.57	9.25	61.61

Outdoor unit dimension

