






SUBMITTAL DATA SHEET

AHU Heat Pump System

Location: _____
 Engineer: _____
 Submitted to: _____
 Submitted by: _____
 Reference: _____

Approval: _____
 Date: _____
 Construction: _____
 Unit #: _____
 Drawing #: _____

Set Code	22023110000898
Indoor unit code	22023111000250
Outdoor unit code	22023116000161
Set Model	
Indoor unit model	MIU-A24V-4
Outdoor unit model	MOU-A24VH-4
Certified	  



SYSTEM PERFORMANCE DATA

Power supply		
Normal Operational Voltage	(V, Ph, Hz)	208/230V, 1Ph, 60Hz
Voltage Range	(V)	187-253
Electrical		
Minimum circuit ampacity(Outdoor)	(A)	20.5
Max.fuse(Outdoor)	(A)	35.0
Connection wiring		14AWG*2 Stranded, shielded
Cooling		
Capacity	(Btu/h)	24000(6400~27000)
Power Input	(W)	2050(740~2450)
Current	(A)	9.1(5.3~11)
SEER2	(Btu/W)	17.4
EER2	(Btu/W)	11.7
Heating		
Capacity	(Btu/h)	24000(10100~31000)
Power Input	(W)	2100(660~2900)
Current	(A)	9.3(4.87~12.90)
HSPF2-4	(Btu/W)	10.0
HSPF2-5	(Btu/W)	8.0
COP	W/W	3.35
Heat at 17F(H32)	(Btu/h)	19200
Heat at 5F(H42)	(Btu/h)	22600
COP at 5F(H42)	W/W	1.91

REFRIGERANT PIPE DATA

Throttle type	Indoor unit	EEV for cooling
	Outdoor unit	EEV for heating
Design pressure	(PSIG)	550/340
Refrigerant Type		R410A
Refrigerant charge	oz	102.32
Refrigerant precharge	(ft)	25.0
	(m)	7.5
Additional charge for each ft	(oz/ft)	0.69
Additional charge for each m	(g/m)	65.0
Liquid side/ Gas side(indoor)	(inch)	3/8" / 3/4"
	(mm)	9.52/19
Liquid side/ Gas side(outdoor)	(inch)	3/8" / 3/4"
	(mm)	9.52/19
Max. pipe length	(ft)	164.0
	(m)	50.0
Max. difference in level	(ft)	82.0
	(m)	25.0
Connection method		Flared
Indoor(cooling)	(Deg. °F)	60~90
	(Deg. °C)	16~32
Indoor(heating)	(Deg. °F)	32~86
	(Deg. °C)	0~30
Outdoor(cooling)	(Deg. °F)	5~122
	(Deg. °C)	-15~50
Outdoor(heating)	(Deg. °F)	-22~75
	(Deg. °C)	-30~24

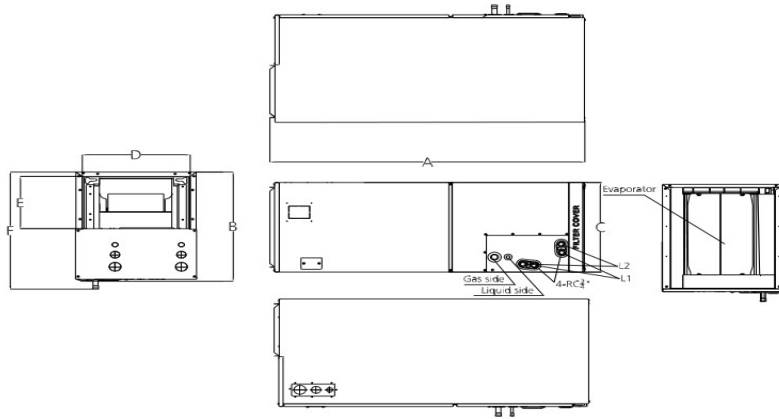
INDOOR UNIT DATA

Indoor fan motor		
Model		ZKFD-250-8-1
Qty		1
Input	(W)	/
Output	(W)	/
RLA	(A)	3.0
Speed(Hi/Mi/Lo)	(r/min)	/
Air flow & Noise level		
Indoor air flow (Hi/Med/Lo) (No duct)	(CFM)	823.53/758.82/694.12/629.41
Indoor noise level (Hi/Med/Lo)	[dB(A)]	39/36/33
Dehumidification	(L/H)	1.98
Indoor unit		
Dimension (WxDxH)	(inch)	21.02x17.52x45.00
	(mm)	534x445x1143
Packing(WxDxH)	(inch)	26.57x20.87x48.62
	(mm)	675x530x1235
Net/Gross weight	(lbs.)	105.60/127.43
	(kg)	47.9/57.8
Accessories		
Adaptor for welding(3/4")	Qty	1
Adaptor for welding(3/8")	Qty	1

OUTDOOR UNIT DATA

Compressor		
Type		Twin-ROTARY
Model		KTM240D57UMT
Brand		GMCC
Capacity	(Btu/h)	26409
Input	(W)	2085
Rated current (RLA)	(A)	15
Refrigerant oil/oil charge	(ml)	ESTER OIL VG74 670
Outdoor fan motor		
Model		ZKFN-120-8-2
Qty		1
Input	(W)	150.0
Output	(W)	120
RLA	(A)	1.4
Speed	(r/min)	950/700/500/400
Air flow & Noise level		
Outdoor air flow (Max.)	(CFM)	3000
Outdoor noise level	[dB(A)]	62.0
Outdoor unit		
Dimension (WxDxH)	(inch)	37.24x16.14x31.89
	(mm)	946x410x810
Packing (WxDxH)	(inch)	42.91x19.69x34.84
	(mm)	1090x500x885
Net/ Gross weight	(lbs.)	136.69/145.50
	(kg)	62/66
Accessories		
Adaptor for welding(3/4")	Qty	1
Adaptor for welding(3/8")	Qty	1

Indoor unit dimension



Model	Unit	Dimensions(mm)						Drain hole	
		A	B	C	D	E	F	L1	L2
18k~24k	mm	1143	534	445	400	260	585	Main drain	Overflow drain
	inch	45	21	17-1/2	15-3/4	10-1/4	23		
30k-48k	mm	1245	534	534	490	260	585		
	inch	49	21	21	19-5/16	10-1/4	23		
60k	mm	1346	534	622	580	260	585		
	inch	53	21	24-1/2	22-7/8	10-1/4	23		

Outdoor unit dimension

